

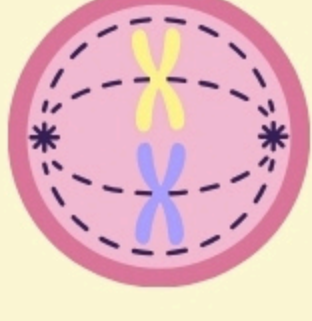




Name: \_\_\_\_\_ Date: \_\_\_\_\_

## CELL DIVISION - PHASES OF MITOSIS

Read the descriptions given below and write the correct phase of mitosis that matches each description.

NAME OF STEP	DESCRIPTION OF STEP	ILLUSTRATION OF STEP
	Cell grows, DNA replicates, and prepares for division	
	Chromosomes condense; nuclear membrane breaks down; spindle fibers form	
	Chromosomes line up in the middle; spindle fibers attach to centromeres	
	Spindle fibers pull sister chromatids apart to opposite poles	
	Nuclear membranes reform around each set of chromosomes	
	Cell membrane pinches in and splits into two identical daughter cells	